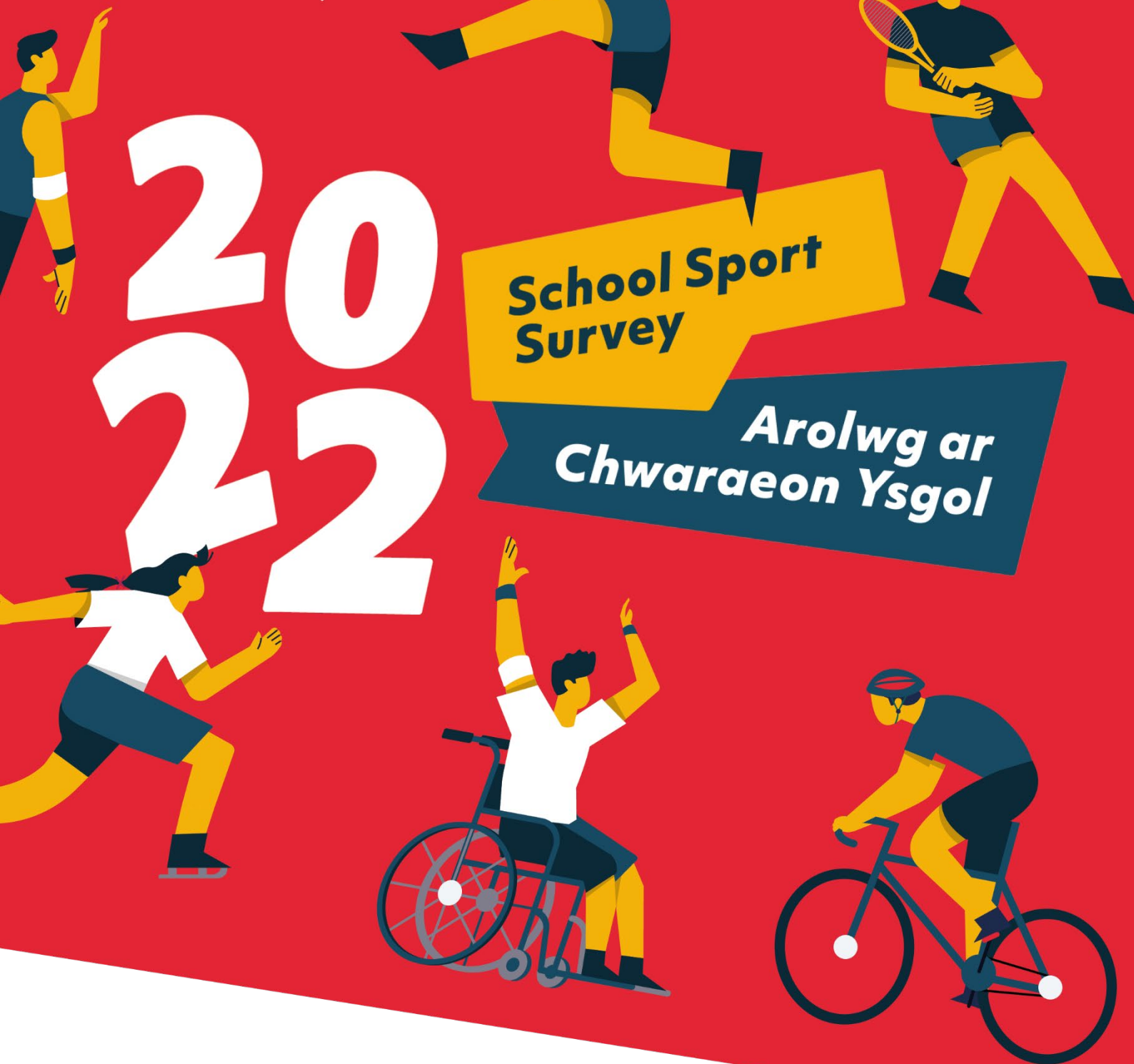


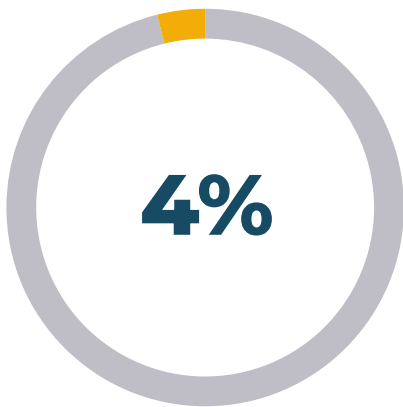
sportwales  
chwaraeoncymru



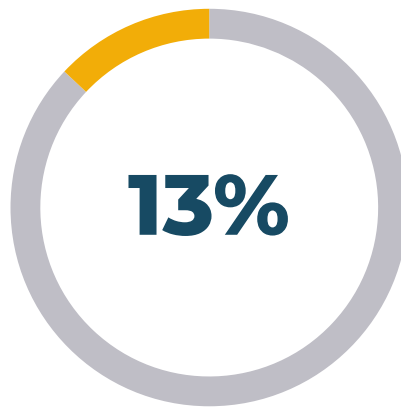
## Basketball Report

2022

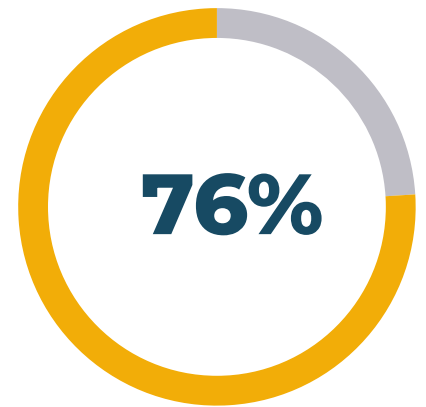
# Key Stats



of pupils in Wales participated in BASKETBALL at least once a week in a community club setting



of pupils have an unmet demand\* for BASKETBALL



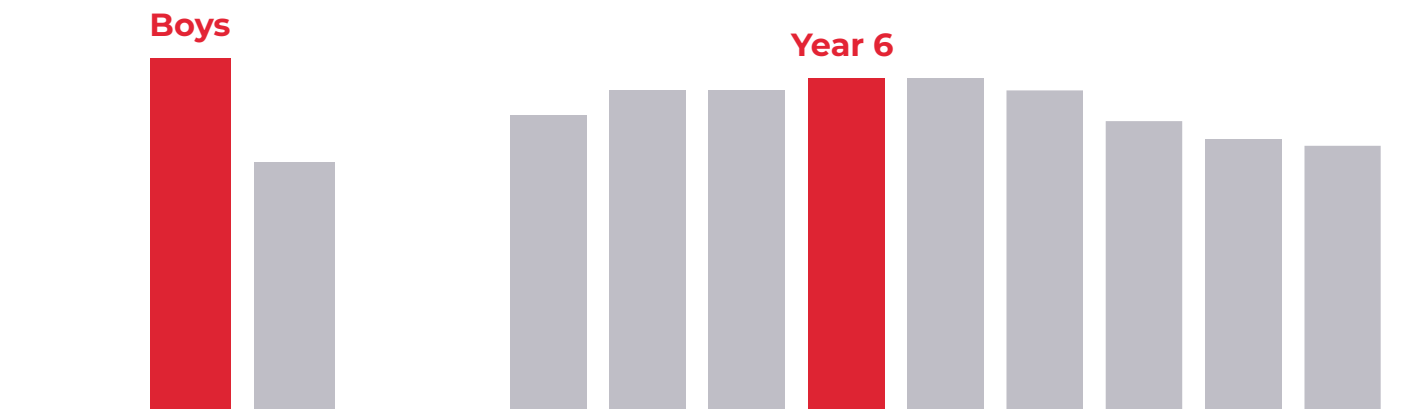
of BASKETBALL participants felt 'quite confident' or 'very confident' in trying new sporting activities

\* Unmet demand refers to demand for a particular sport among pupils not currently participating in that sport.

## 41,706

Pupils have a demand for BASKETBALL, but do not currently participate in the sport (unmet demand)

## Participation was highest for:



# Introduction

**After being delayed due to the COVID-19 pandemic, the School Sport Survey is back! This year, 116,038 pupils from 1,000 schools in Wales took part.**

In this report we've collated what we learned about pupils from years 3 to 11's attitudes and behaviour towards BASKETBALL.

We've structured this report around the Vision for Sport in Wales<sup>1</sup> – 'an active nation where everyone can have a lifelong enjoyment of sport'. We want as many people as possible to be inspired to be active through sport, where everyone feels able to take part no matter their sporting background, in a sporting landscape that responds to the needs of people at different stages of their life, to create a wide range of positive experiences.



## This report is organised in four sections



**Active Nation**



**Everyone**



**Lifelong**



**Enjoyment**

By using this as the basis for our report, you can see how BASKETBALL contributes to the Vision, and where there are opportunities to increase participation.

This report contains key data that can help you improve your sporting offer. We hope the evidence contained in this report will allow you to better understand the sporting landscape across Wales, and aid you in enhancing the lives of young people.

Yours Sincerely

Brian Davies

Acting Chief Executive Office

<sup>1</sup> [www.visionforsport.wales](http://www.visionforsport.wales)

# Active nation



The vision for sport in Wales is to create an active nation. We want as many people as possible to be inspired to be active through sport.

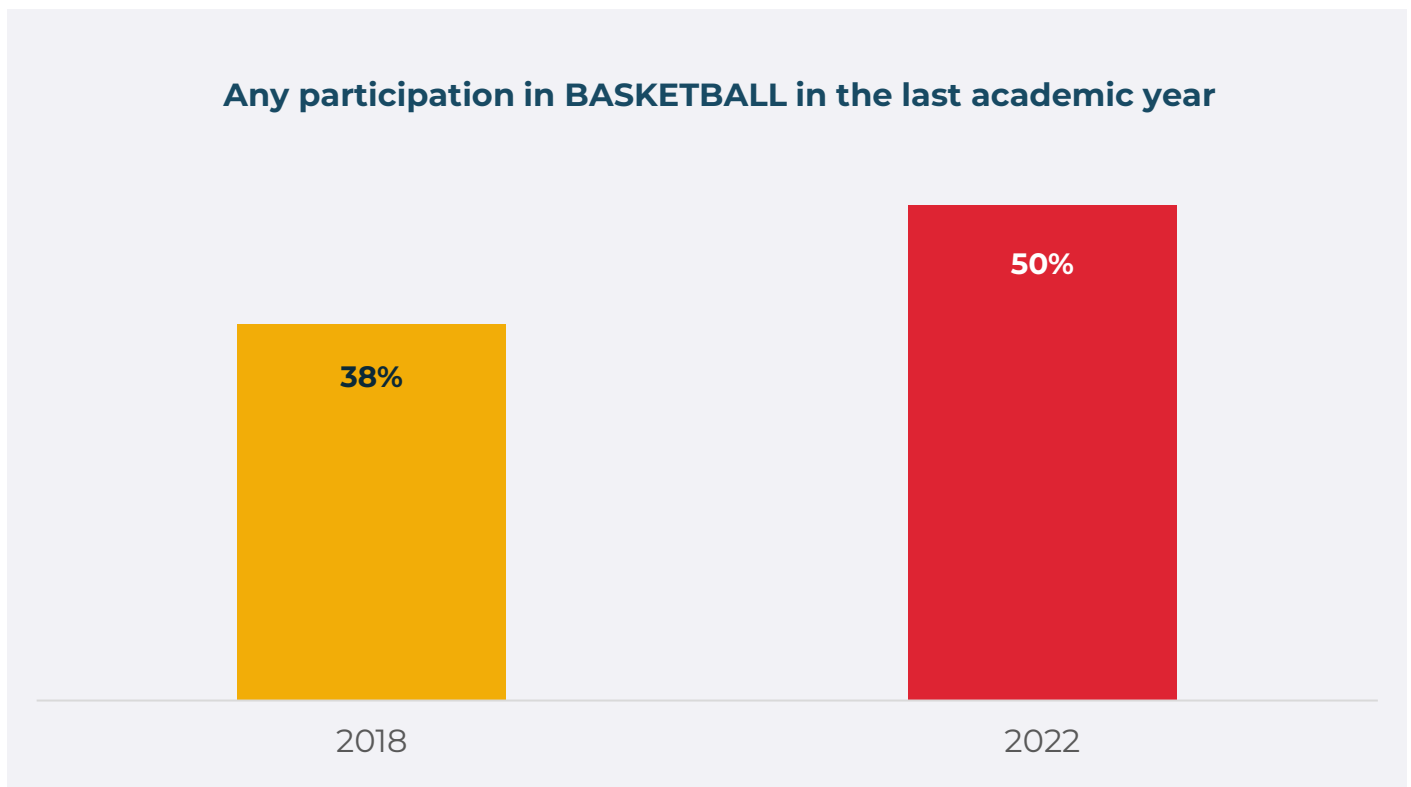
**39% of pupils in Wales say they participate in sport three or more times a week.**

## Any participation

Across Wales, 50% of pupils said they had participated in BASKETBALL this school year. This translates to 155,585 pupils across Wales. In comparison, 38% of pupils in Wales were participating in BASKETBALL in 2018.

The most popular sport in Wales was running or jogging, in which 71% of children reported any participation in the past academic year.

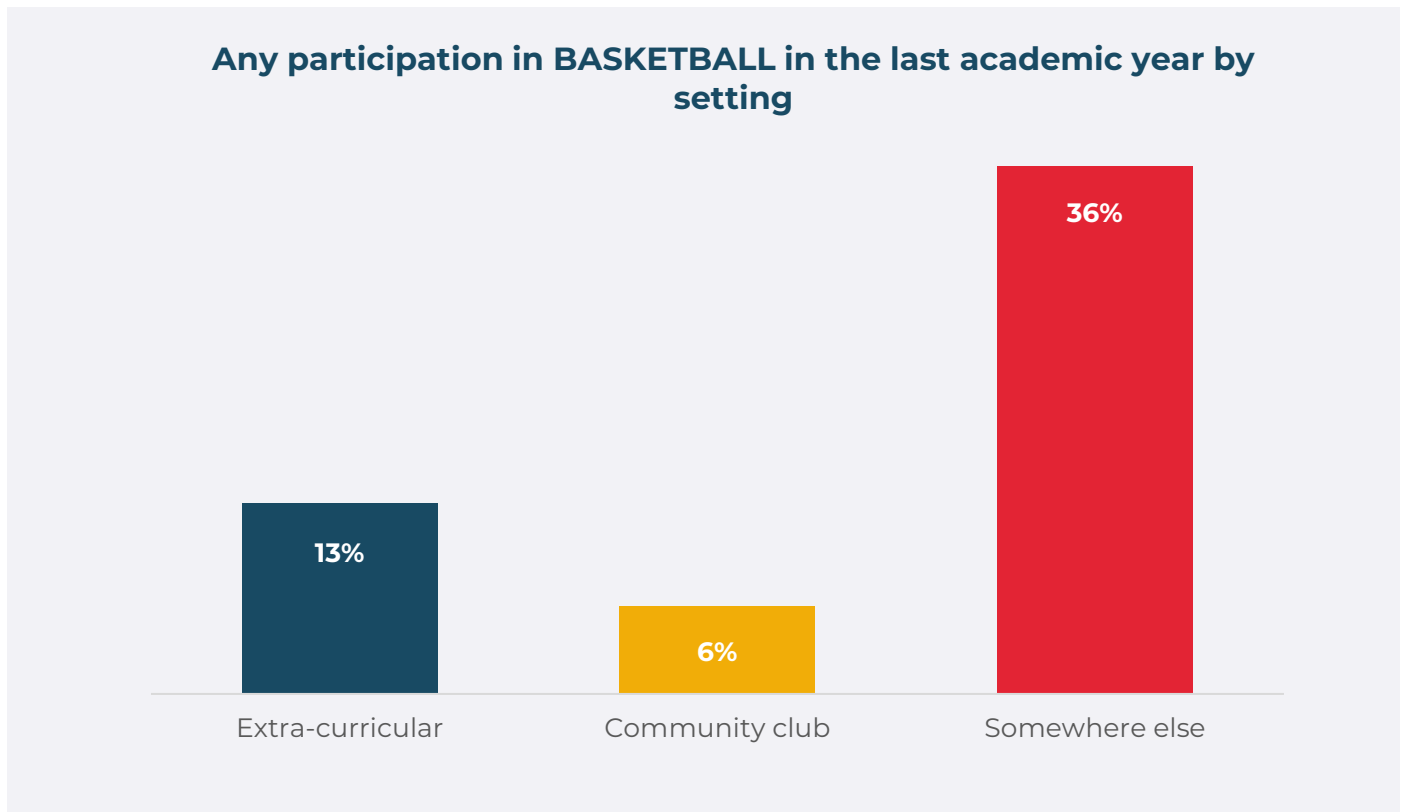
### Any participation in BASKETBALL in the last academic year



## Setting of participation

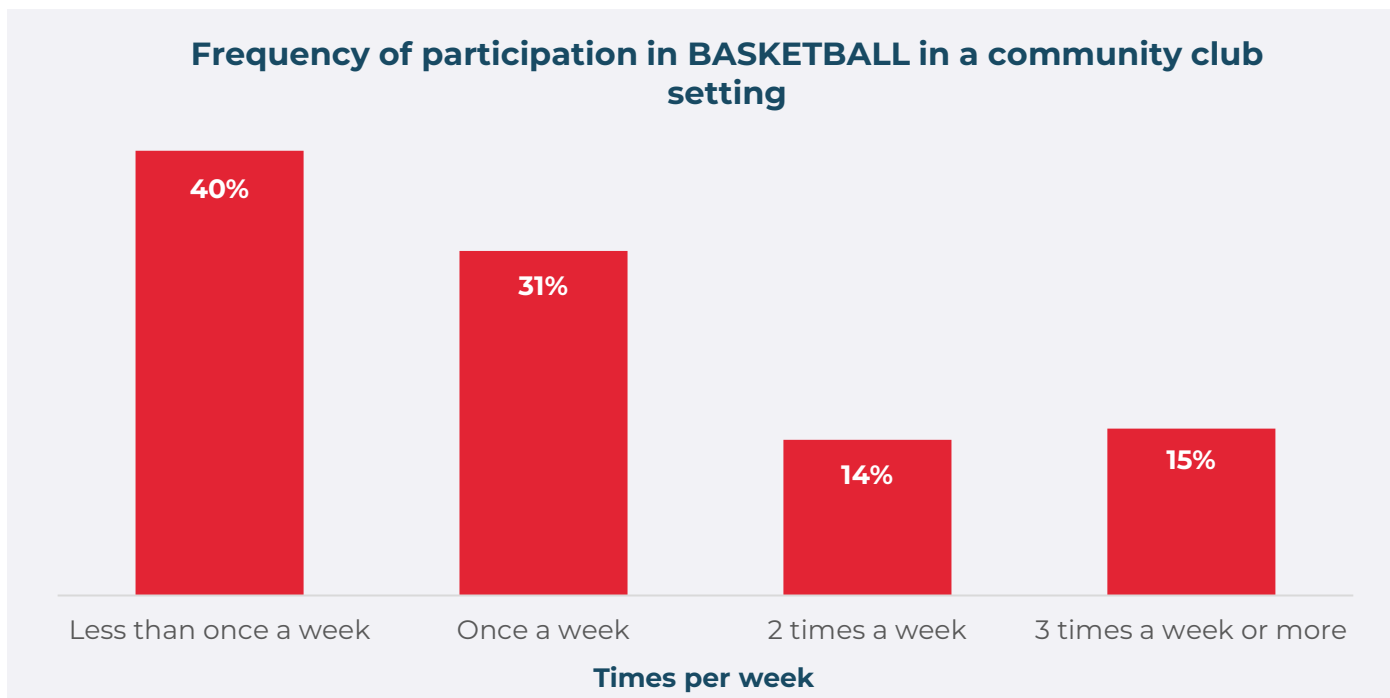
Pupils were asked to choose if they participated in BASKETBALL in an extracurricular setting (i.e., lunch time or afterschool club), in a community club setting, or 'somewhere else', such as informally with family or friends. For all sports, 'somewhere else' was the most popular setting, where 92% of pupils reported taking part.

The most common setting for BASKETBALL was 'somewhere else', where 36% of pupils took part.



## Frequency of participation

How often pupils participate in BASKETBALL is an important indicator for the extent to which BASKETBALL contributes towards an active nation. Of those who took part in BASKETBALL in a community club setting, 15% of pupils took part three times a week or more, while 40% of pupils took part less often than once a week.



Another important indicator is the extent to which pupils take part in sport in a community club setting at least once a week. Of those who took part in BASKETBALL in a community club setting, 60% of pupils took part at least once a week.

## Geography of participation

BASKETBALL was most popular in Cardiff where 58% (20,936) of pupils took part at least once in the last academic year. The highest number of participants were in Cardiff, where 20,936 pupils (58%) participated. A full breakdown can be viewed in appendix A.

BASKETBALL in a community club setting was popular in Cardiff, where 6% (2,009) of pupils took part in community club at least once a week. The highest number of participants in community club at least once a week were in Cardiff, where 2,009 pupils (6%) participated. A full breakdown can be viewed in appendix B.

# Everyone



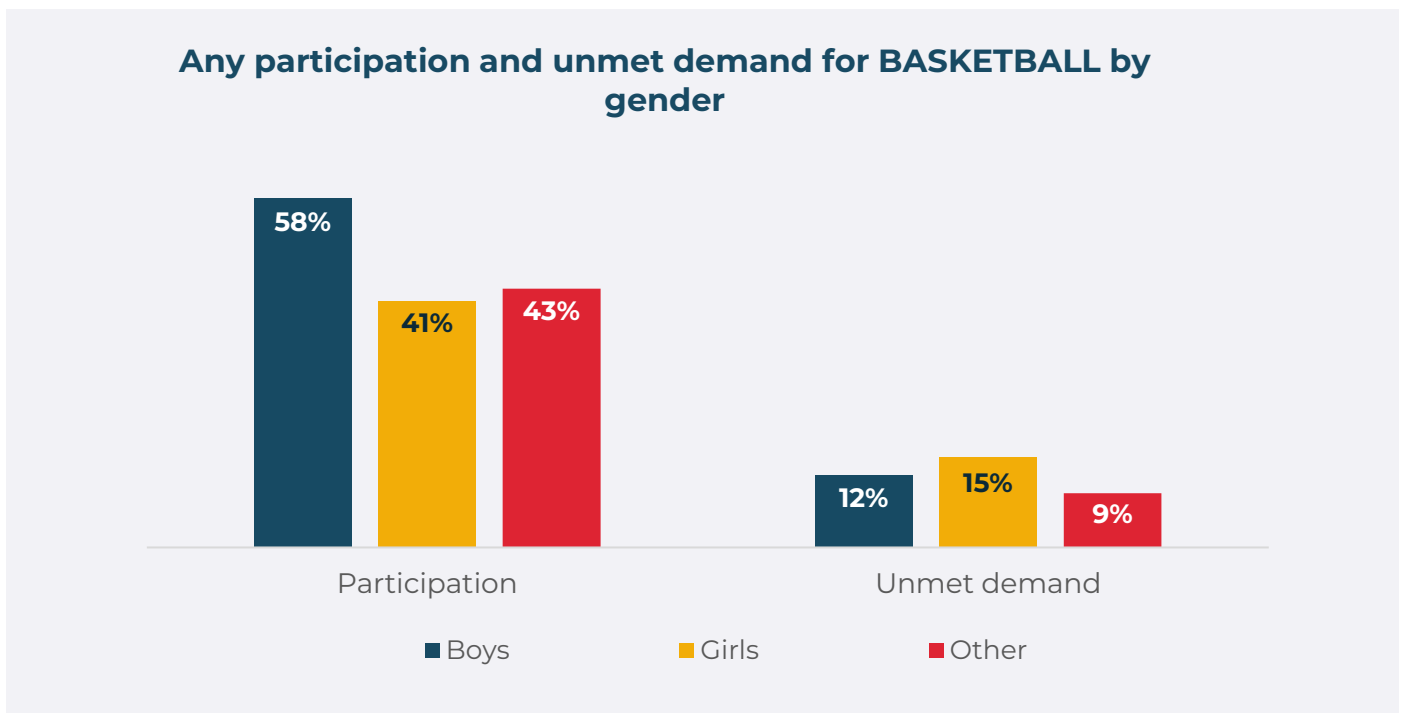
The vision is for everyone. From people who don't see themselves as sporty to people who win medals, across all demographics.

## Gender

Historically, there has been a gap in sports participation across Wales, with girls consistently reporting less participation in sport than their male counterparts. Furthermore, participation amongst children who don't identify as male or female in Wales is typically lower still.

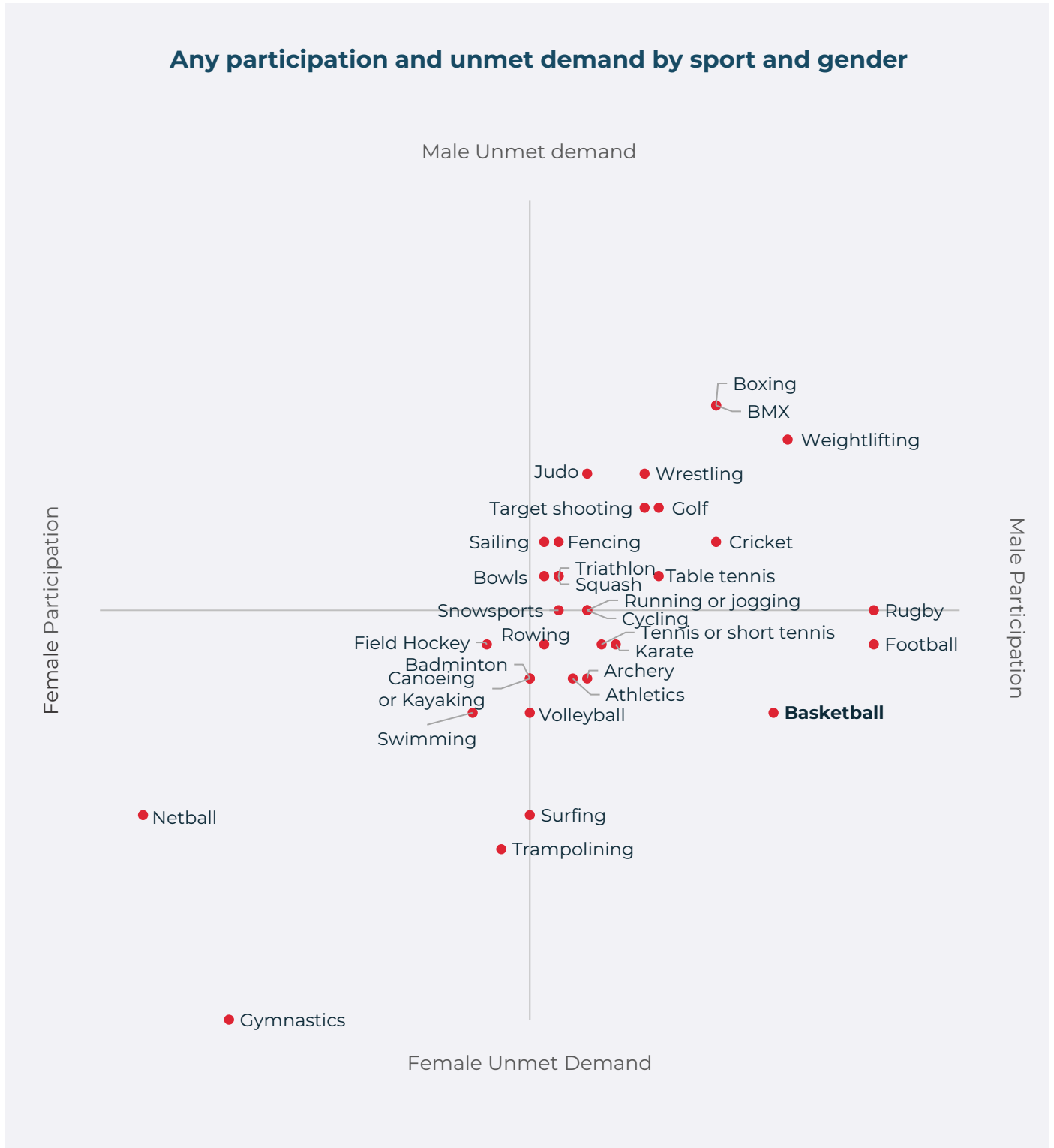
58% of boys participated in BASKETBALL in the last academic year, compared to 41% of girls, and 43% of pupils identifying through 'other'.

In comparison, 12% of boys have an unmet demand<sup>2</sup> for BASKETBALL, compared to 15% of girls, and 9% of pupils identifying through 'other'.



<sup>2</sup> Unmet demand refers to demand for a particular sport among pupils not currently participating in that sport.

The graph below shows participation and unmet demand for BASKETBALL by gender, in the context of other sports. Sports in the bottom right and top left corners have the opportunity to reduce gender disparity in their sports. Sports in the bottom left and top right corners can explore why perception and participation of their sport is gendered.





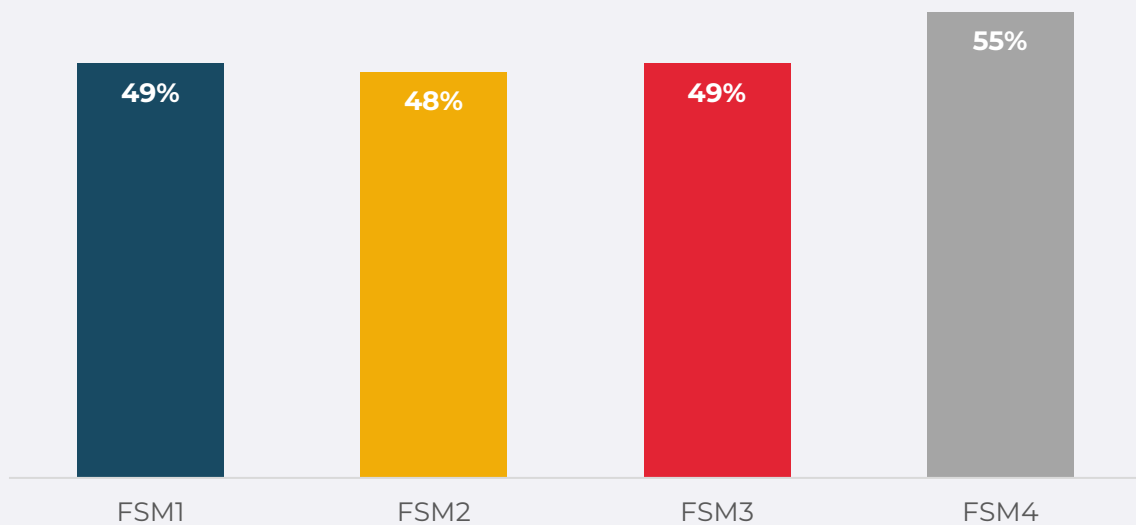
## Socioeconomic deprivation

The COVID-19 pandemic saw many societal inequalities exacerbated, including those impacting on sport.

We use Free School Meal (FSM) as a measure of socioeconomic deprivation, with FSM1 being the least and FSM4 accounting for the most deprived. Findings from the 2022 School Sport Survey showed that pupils from FSM1 are, across Wales, significantly more likely to participate in sport than their peers. Meanwhile, pupils in FSM4 are significantly less likely to participate in sport than their peers.

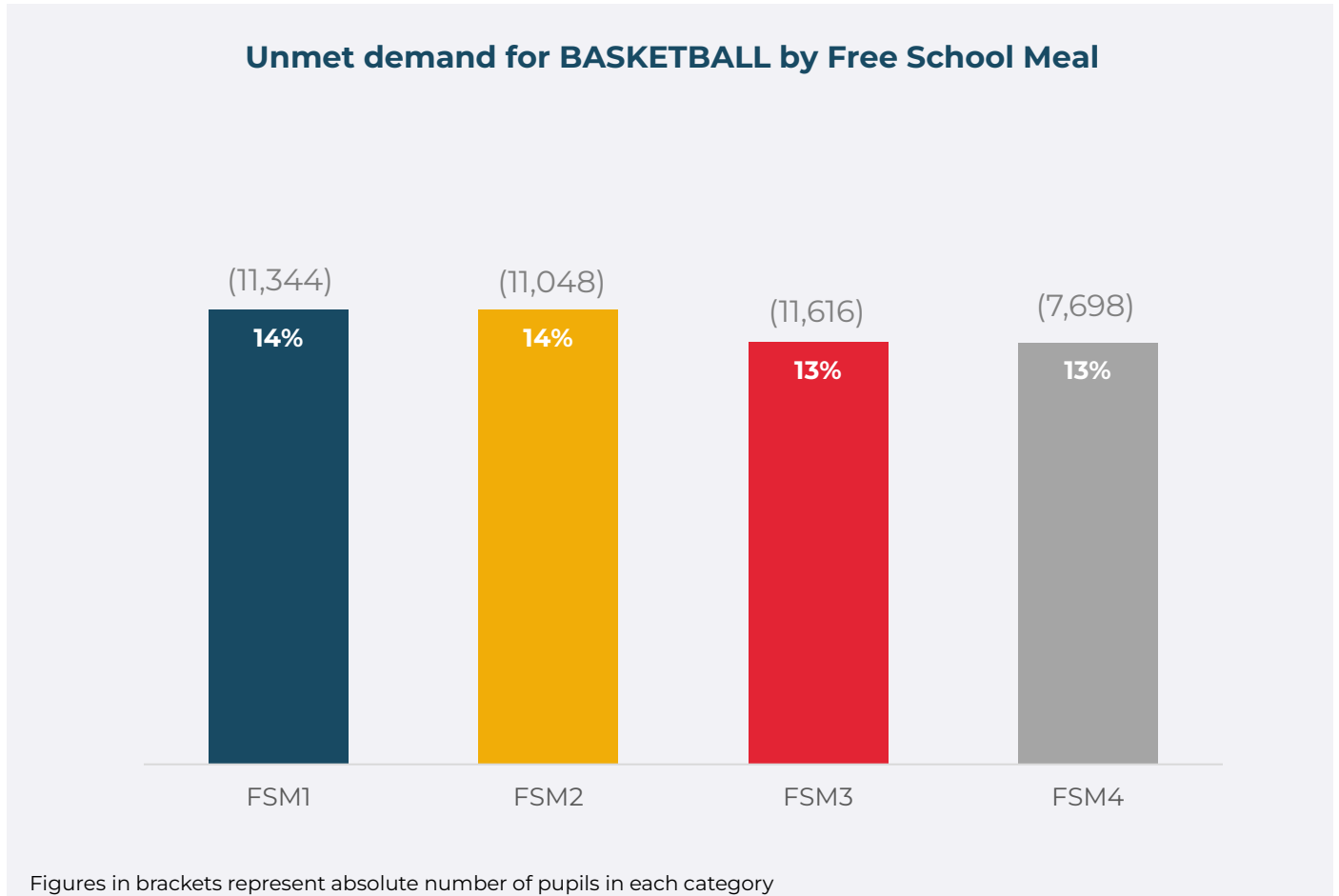
In BASKETBALL, the highest proportion of participants (55%) were from FSM4. There were 49% from FSM1, 48% from FSM2, and 49% from FSM3.

### Any participation in BASKETBALL by Free School Meal



In comparison, the highest proportion of pupils with unmet demand for BASKETBALL were from FSM2 (14%).

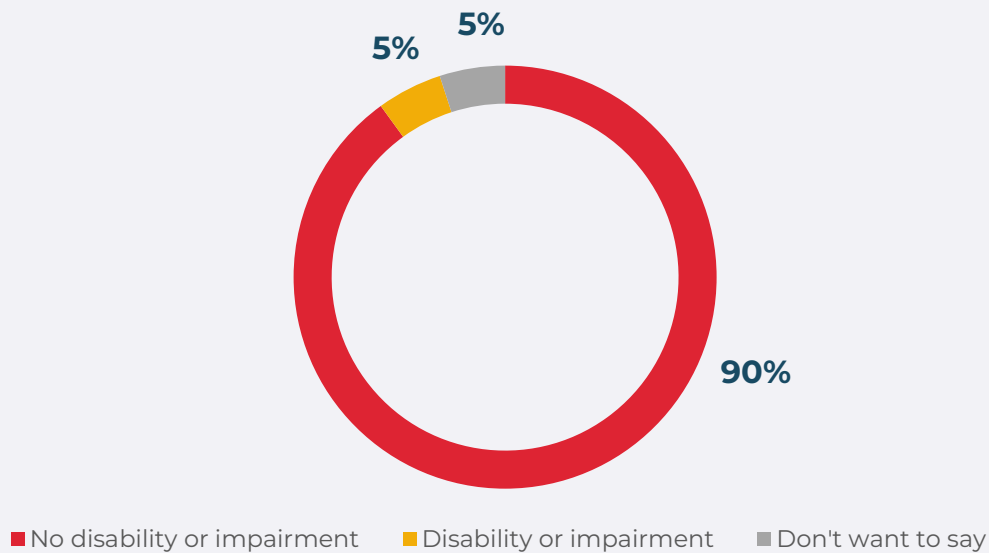
Meanwhile, there were 14% from FSM1, 13% from FSM3, and 13% from FSM4 with an unmet demand for BASKETBALL.



## Disability, impairment, and learning difficulties

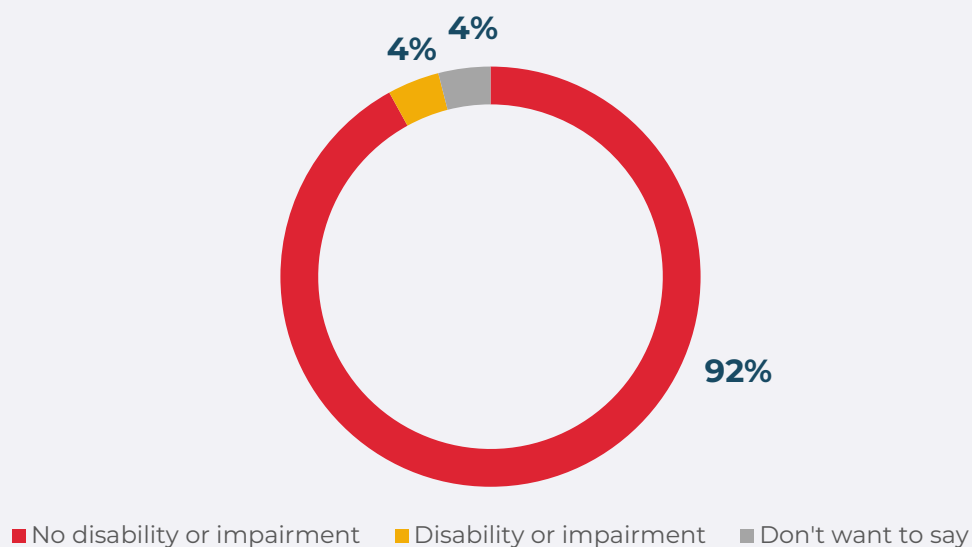
In BASKETBALL, 5% of total participants had a disability or impairment, while 13% had a learning difficulty.

Any participation in BASKETBALL by disability or impairment



Of pupils who have unmet demand for BASKETBALL, 4% have a disability or impairment, while 10% had a learning difficulty.

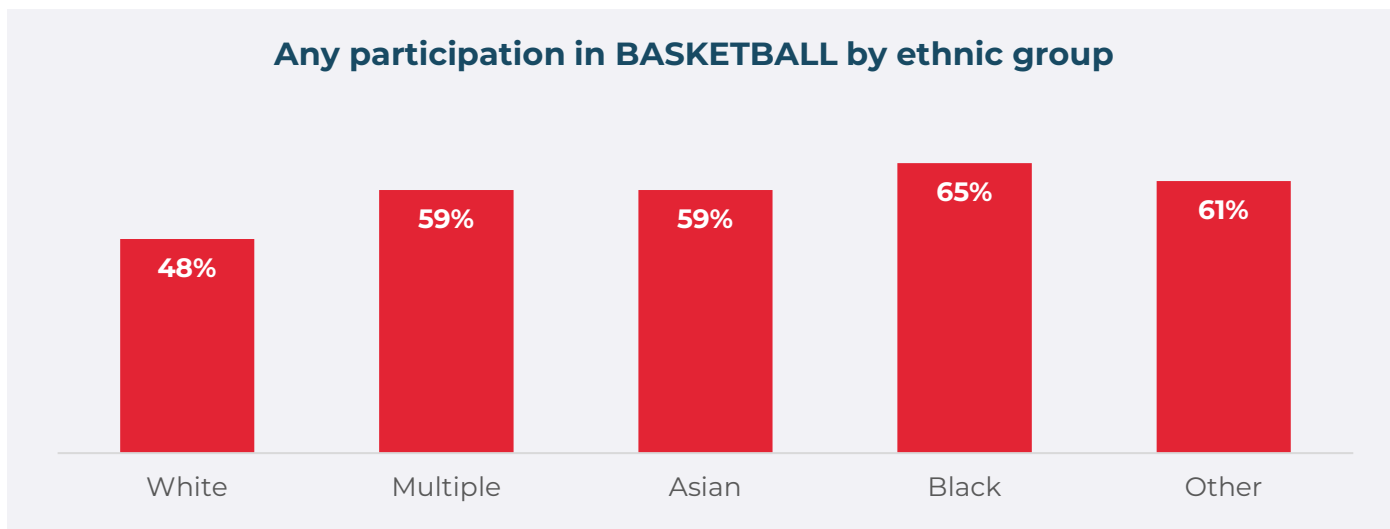
Unmet demand for BASKETBALL by disability or impairment



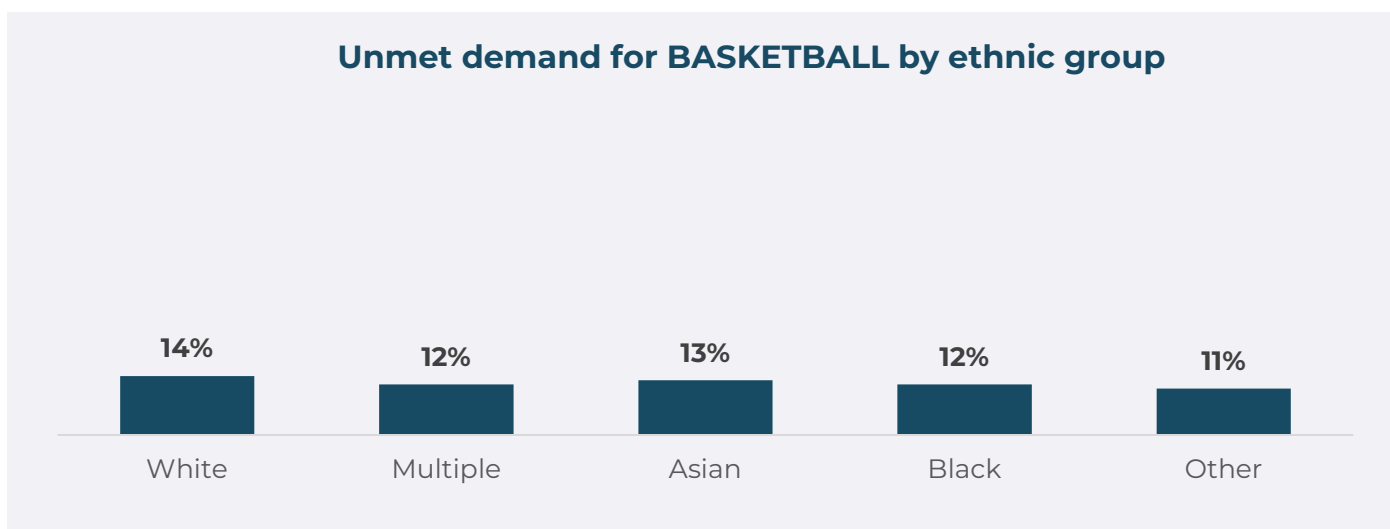
## Ethnicity

Sports participation varies between ethnic groups. Across Wales, sports participation is highest among mixed or multiple ethnic groups and lowest among Asian, Asian Welsh or Asian British pupils. However, this varies between sports.

BASKETBALL was most popular with Black pupils, of whom 65% reported to have participated in BASKETBALL. The group with the most room to grow was White, where only 48% reported to have participated in BASKETBALL.



In comparison, the ethnic group with the highest proportion of unmet demand for BASKETBALL was White. 14% of White pupils expressed a desire to take up BASKETBALL. Therefore, this is a potential area for growth.



# Lifelong



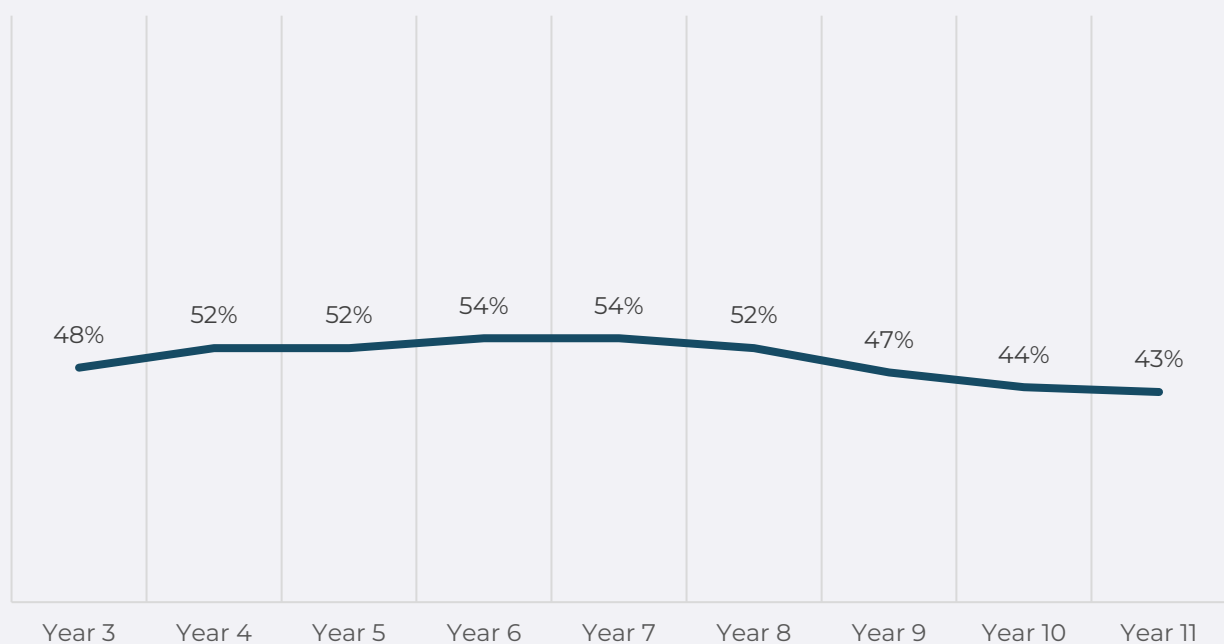
The vision is for life. It responds to the needs of people at different stages of their life.

## The impact of year groups

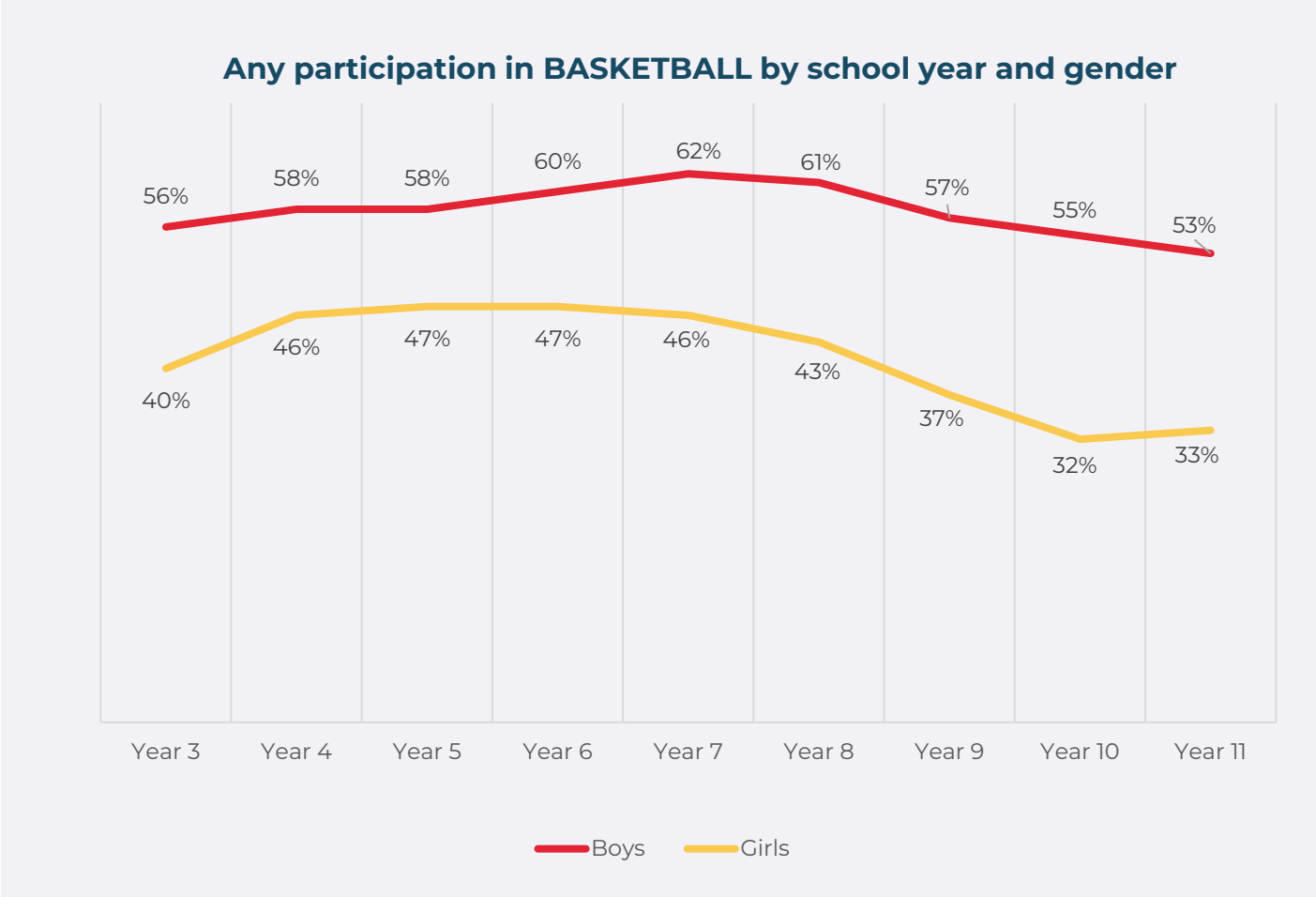
Previous years of the School Sport Survey have seen sport participation vary by year group, typically peaking when students are in years 5 and 6, and then generally declining from there. However, the extent of this effect varies between sports, with some sports seeing no drop off at all.

BASKETBALL was most popular with Year 6, of whom 54% participated. The lowest participating year group was Year 11, of whom 43% reported participating in BASKETBALL.

Any participation in BASKETBALL by school year



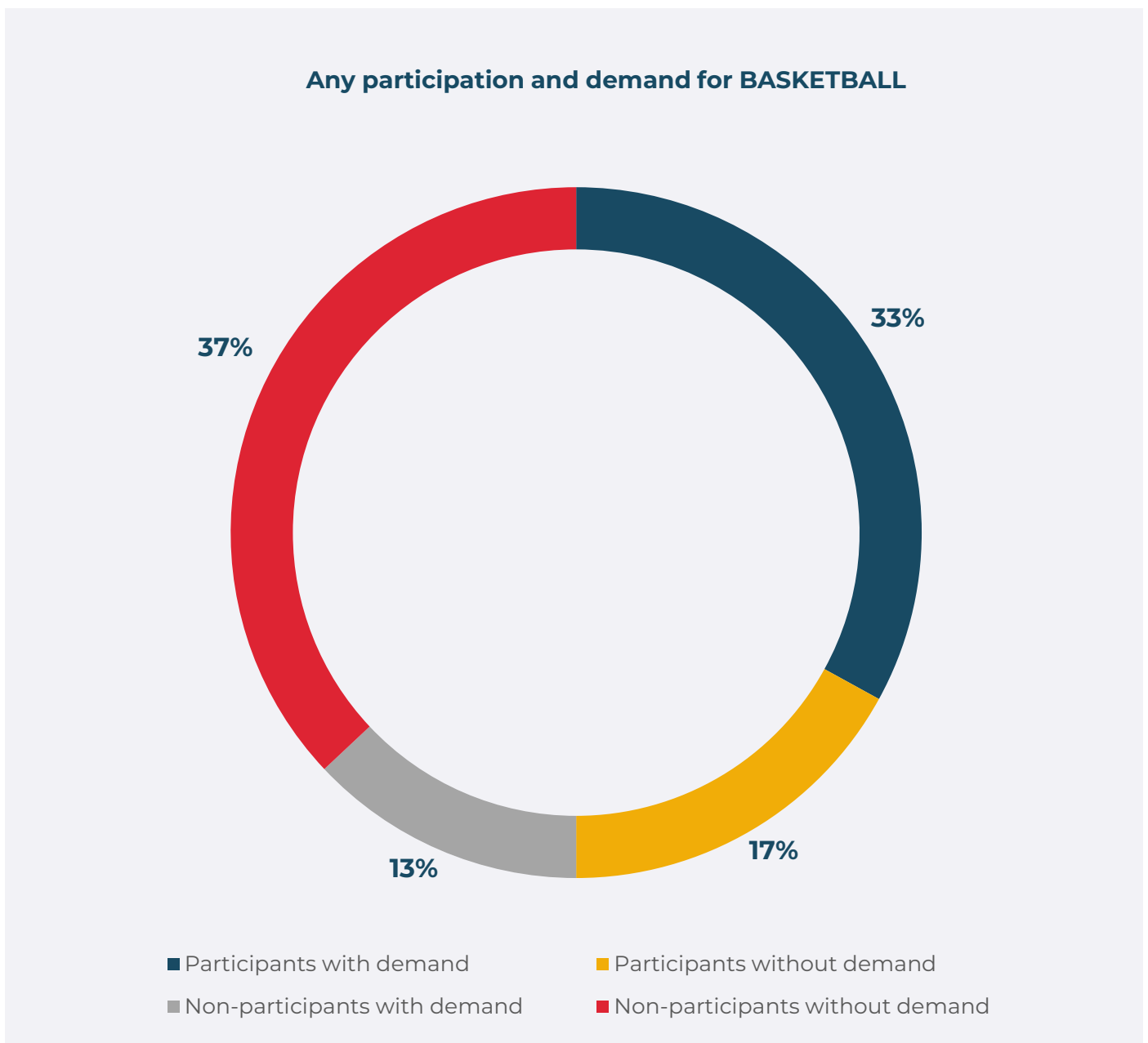
Gender also typically has an impact on participation by year groups. By year 11, 53% of boys participated in BASKETBALL, compared to 33% of girls.



## Demand

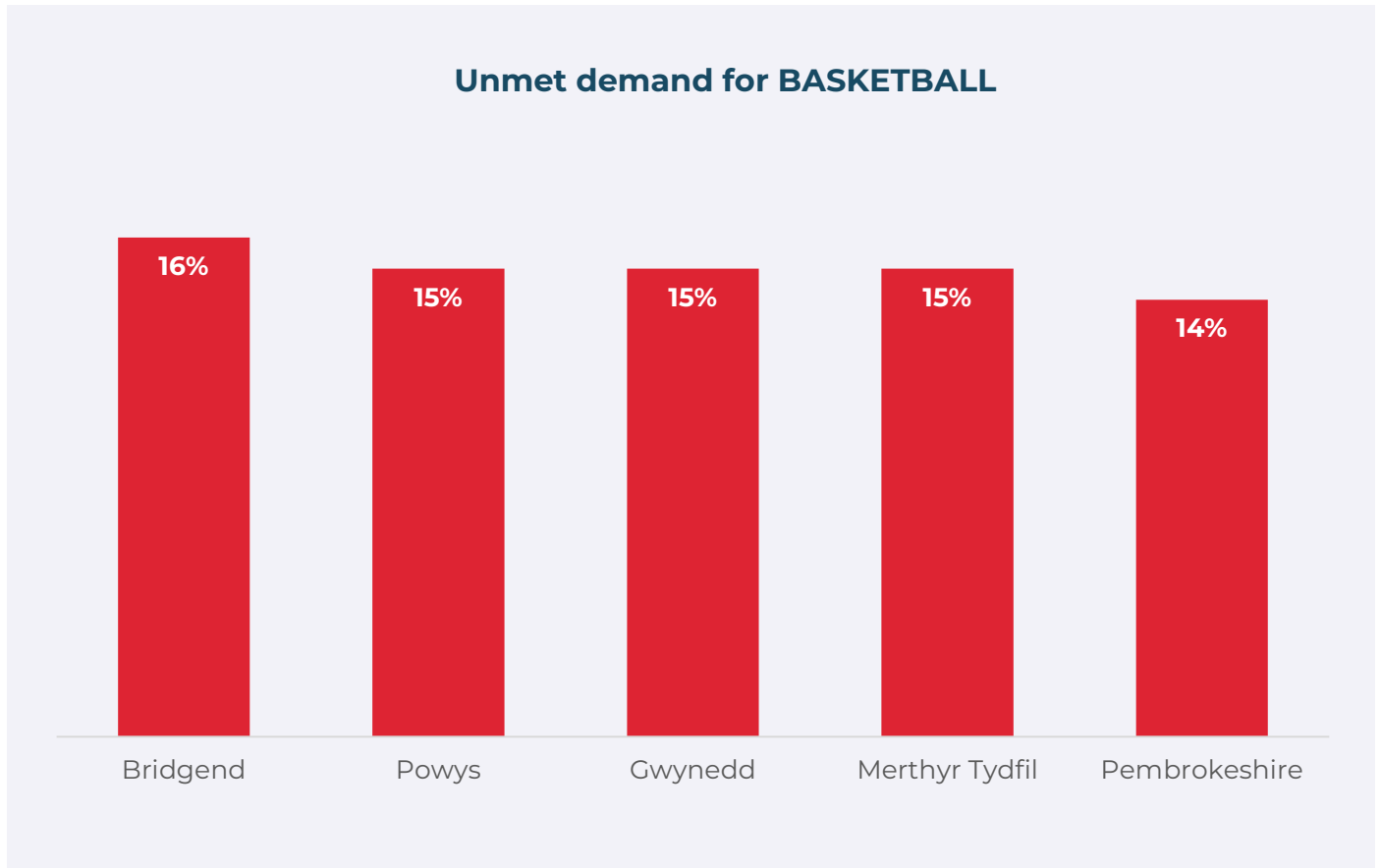
Pupils were also asked which sports they would like to take up, or do more of. 46% of pupils said they would like to do more BASKETBALL. This is the latent demand, and includes both pupils who currently participate in BASKETBALL and also those who do not. A full breakdown of latent demand by area can be viewed in appendix C.

The group with the most potential to grow in are the pupils who don't currently participate in BASKETBALL, but have said they would like to. This is called unmet demand. 13% of pupils in Wales have an unmet demand for BASKETBALL. A full breakdown of unmet demand by area can be viewed in Appendix D.



## Unmet demand by area

The local authority where there is most unmet demand for BASKETBALL is Bridgend, where 16% of pupils had demand to take up BASKETBALL as a new sport. Powys 15%, Gwynedd 15%, Merthyr Tydfil 15% and Pembrokeshire 14% also had high unmet demand for BASKETBALL.





## Unmet demand vs participation

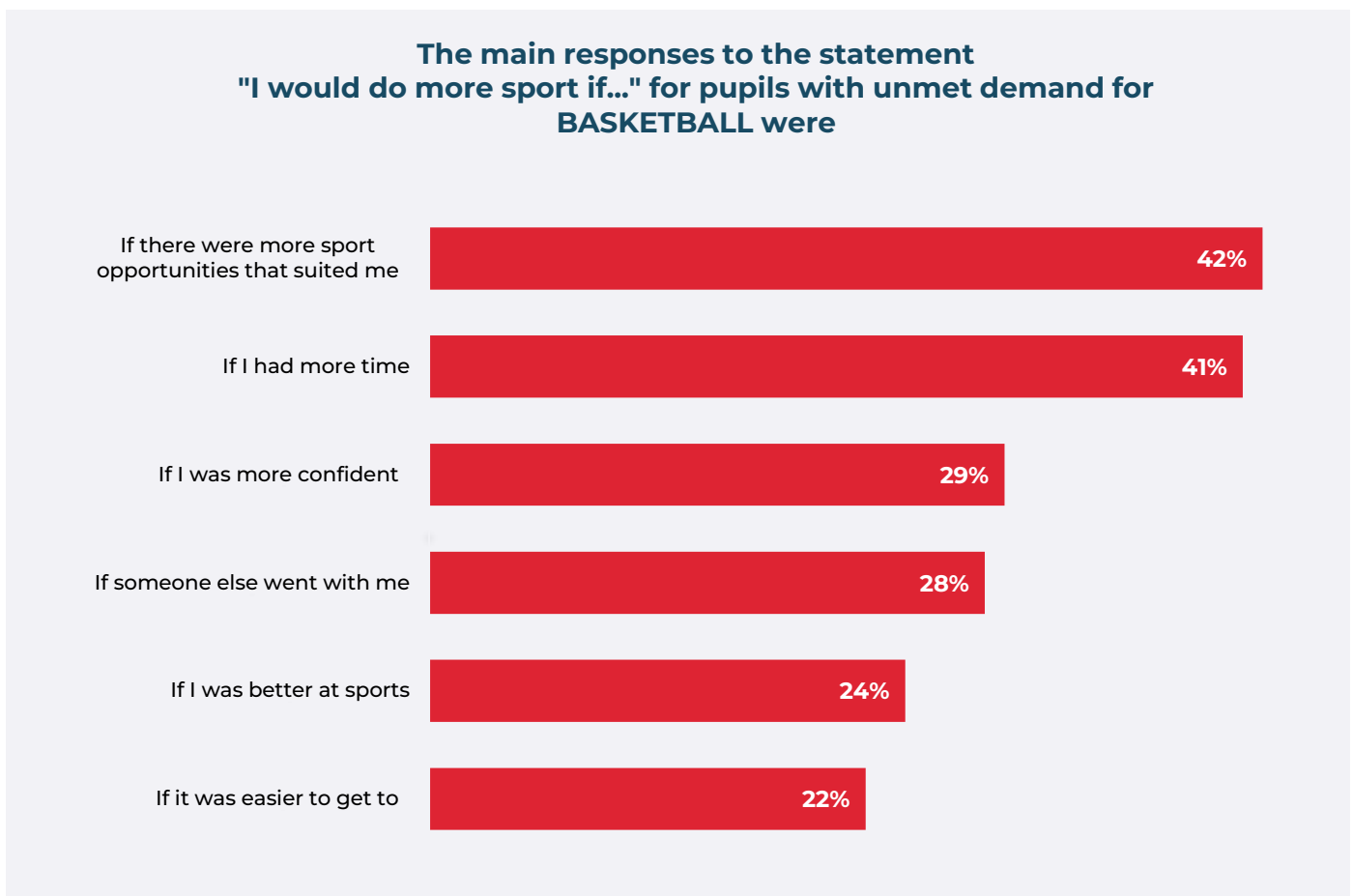
The graph below shows the level of participation a sport has, against unmet demand for a sport. This allows you to place BASKETBALL in the context of other sports.



## Responding to needs

In order to make sport a lifelong activity, we need to respond to pupils' needs and desires, by recognising barriers to participation. By understanding the barriers facing those who have demand but are not currently participating, we can try to limit these barriers, and increase participation.

For pupils with an unmet demand for BASKETBALL, the most common responses to 'I would do more sport if...' were:



The most common response for boys with an unmet demand for BASKETBALL was 'if there were more sport opportunities that suited me', whilst the most common response amongst girls with an unmet demand for BASKETBALL was 'if I had more time'.

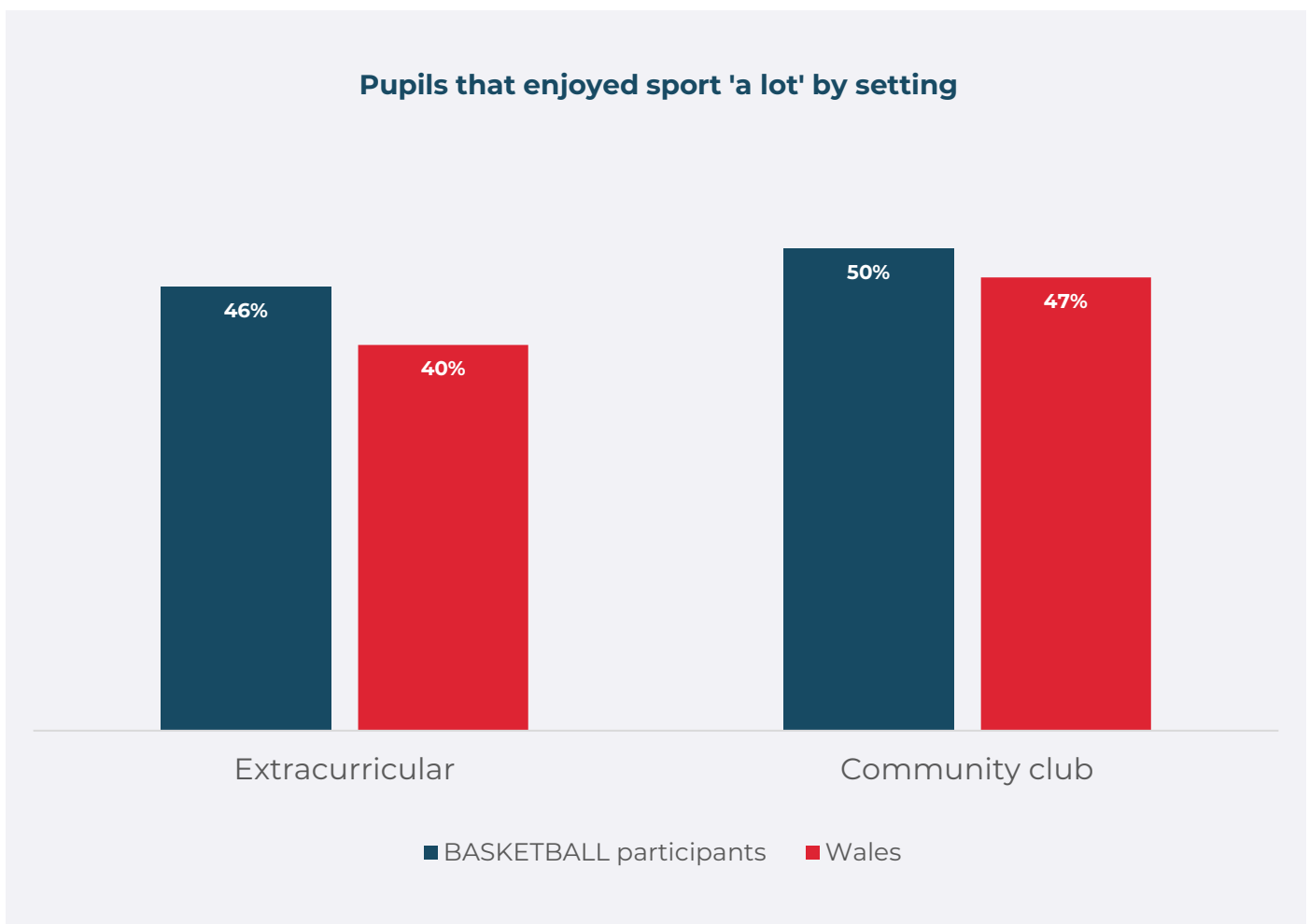
# Enjoyment



The vision focuses on creating a wide range of positive experiences so everyone can enjoy sport.

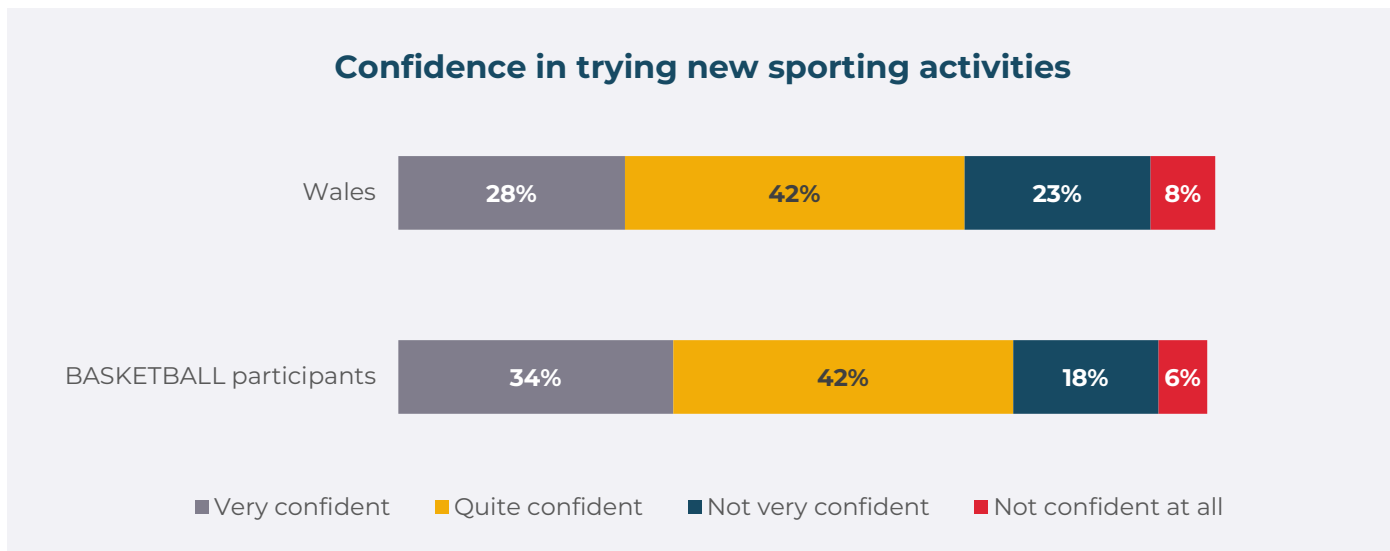
Across Wales, 40% of pupils enjoyed extracurricular sport 'a lot', whilst 47% of pupils enjoyed community sport 'a lot'. In comparison, of those children who participated in BASKETBALL, 46% enjoyed extracurricular sport 'a lot' whilst 50% enjoyed community sport 'a lot'.

**Pupils that enjoyed sport 'a lot' by setting**

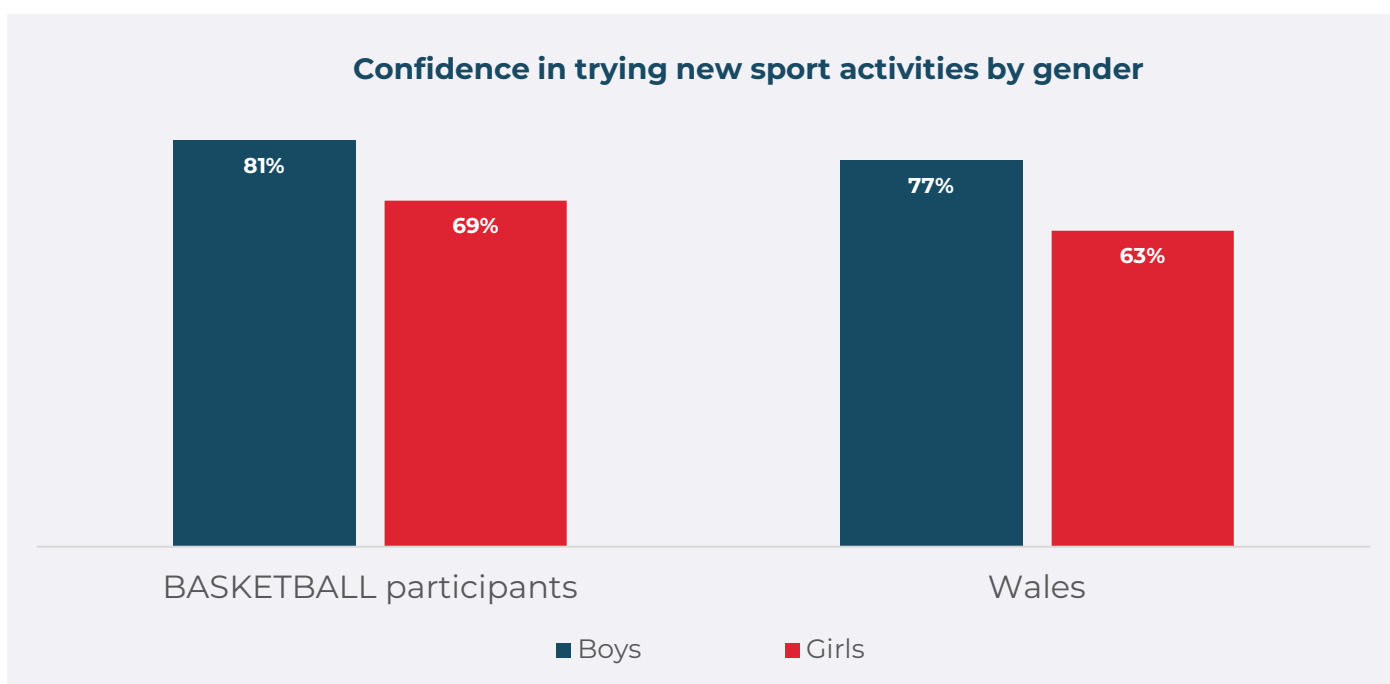


## Confidence

Pupil's confidence to engage in new sporting opportunities has a large impact on their participation in sport. Across Wales, 69% of pupils felt either 'quite confident' or 'very confident' trying new sporting activities. In comparison, 76% of BASKETBALL participants felt 'quite confident' or 'very confident'.



However, whilst 77% of boys across Wales felt either 'very confident' or 'quite confident' trying new sports, only 63% of girls felt the same. 81% of boys who participate in BASKETBALL felt 'very confident' or 'quite confident' trying new sports, compared to 69% of girls who participate in BASKETBALL.



# Conclusions

## Active nation

- 155,585 pupils said they had participated in BASKETBALL this school year.
- 4% of pupils in Wales participated in BASKETBALL at least once a week in a community club setting.

## Everyone

- 41% of girls were BASKETBALL participants, 58% of boys were BASKETBALL participants, and 43% of those identified through 'other' were BASKETBALL participants.
- In BASKETBALL, 5% of total participants had a disability or impairment, while 13% had a learning difficulty.

## Lifelong

- BASKETBALL was most popular with Year 6, of whom 54% participated.
- 13% (41,706) of pupils in Wales have an unmet demand for BASKETBALL.

## Enjoyment

- Of those who participated in BASKETBALL, 46% enjoyed extracurricular sport 'a lot' whilst 50% enjoyed community club sport 'a lot'.
- 76% of BASKETBALL participants felt 'quite confident' or 'very confident' in trying new sports.

# Thank you

Thank you for helping us carry out this year's School Sport Survey. We hope that the information in this report will help you plan for the future, taking into account the needs and experiences of young people. By working together, we can achieve the Vision for Sport in Wales, ensuring sport is accessible to everyone in building a truly active nation.

For more information, visit [www.sport.wales/research-and-insight/school-sport-survey](http://www.sport.wales/research-and-insight/school-sport-survey).

If you have any questions about the survey or this report, please contact:  
[SchoolSportSurvey@sport.wales](mailto:SchoolSportSurvey@sport.wales)

## Citbag

Visit Citbag. A Sport Wales hub of hundreds of free resources – supporting sporting experiences as part of the new Curriculum for Wales.

Go to <https://citbag.sport.wales/>



# Appendix A

## Participation in BASKETBALL in any setting in the last year by area and gender

Area	% all	% Boys	% Girls
Wales	50%	58%	41%
Regional Sport Partnership			
North Wales	50%	59%	42%
Mid Wales	46%	54%	39%
West Wales	48%	56%	39%
Central South	52%	60%	44%
Gwent	48%	57%	39%
Local Authority			
Blaenau Gwent	47%	55%	38%
Bridgend	46%	54%	37%
Caerphilly	45%	54%	36%
Cardiff	58%	65%	50%
Carmarthenshire	46%	54%	37%
Ceredigion	48%	56%	42%
Conwy	48%	54%	41%
Denbighshire	52%	60%	45%
Flintshire	49%	58%	40%
Gwynedd	49%	57%	40%
Isle of Anglesey	55%	65%	46%
Merthyr Tydfil	50%	58%	43%
Monmouthshire	49%	58%	39%
Neath Port Talbot	43%	52%	34%
Newport	52%	61%	43%

Pembrokeshire	47%	55%	39%
Powys	45%	54%	37%
Rhondda Cynon Taf	48%	57%	39%
Swansea	52%	61%	43%
Torfaen	46%	54%	37%
Vale of Glamorgan	51%	59%	43%
Wrexham	51%	59%	42%



# Appendix B

## Participation in BASKETBALL at least once a week in a community club setting by area and gender

Area	% all	% Boys	% Girls
Wales	4%	5%	2%
Regional Sport Partnership			
North Wales	3%	4%	2%
Mid Wales	2%	3%	2%
West Wales	3%	4%	2%
Central South	5%	6%	3%
Gwent	3%	4%	2%
Local Authority			
Blaenau Gwent	3%	4%	2%
Bridgend	4%	4%	3%
Caerphilly	3%	3%	2%
Cardiff	6%	8%	3%
Carmarthenshire	2%	3%	1%
Ceredigion	3%	5%	2%
Conwy	2%	2%	2%
Denbighshire	3%	4%	2%
Flintshire	3%	4%	1%
Gwynedd	3%	5%	2%
Isle of Anglesey	4%	6%	2%
Merthyr Tydfil	3%	4%	2%
Monmouthshire	3%	4%	2%
Neath Port Talbot	4%	6%	2%
Newport	4%	6%	3%

Pembrokeshire	3%	4%	2%
Powys	2%	3%	1%
Rhondda Cynon Taf	4%	5%	3%
Swansea	3%	5%	2%
Torfaen	3%	3%	2%
Vale of Glamorgan	5%	7%	2%
Wrexham	3%	4%	2%

# Appendix C

## Latent demand in BASKETBALL by area and gender

Area	% all	% Boys	% Girls
Wales	46%	52%	41%
Regional Sport Partnership			
North Wales	46%	52%	41%
Mid Wales	46%	51%	41%
West Wales	45%	50%	40%
Central South	47%	52%	43%
Gwent	45%	52%	38%
Local Authority			
Blaenau Gwent	46%	53%	39%
Bridgend	46%	53%	40%
Caerphilly	43%	51%	36%
Cardiff	52%	55%	50%
Carmarthenshire	44%	50%	38%
Ceredigion	46%	51%	41%
Conwy	45%	49%	40%
Denbighshire	47%	53%	43%
Flintshire	44%	52%	36%
Gwynedd	49%	54%	44%
Isle of Anglesey	48%	54%	43%
Merthyr Tydfil	48%	54%	42%
Monmouthshire	44%	51%	38%
Neath Port Talbot	42%	47%	37%
Newport	47%	54%	41%

Pembrokeshire	44%	49%	40%
Powys	45%	50%	40%
Rhondda Cynon Taf	42%	49%	37%
Swansea	47%	51%	42%
Torfaen	43%	48%	37%
Vale of Glamorgan	46%	51%	41%
Wrexham	47%	53%	41%

# Appendix D

## Full list of unmet demand in BASKETBALL by area and gender

Area	% all	% Boys	% Girls
Wales	13%	12%	15%
Regional Sport Partnership			
North Wales	13%	11%	15%
Mid Wales	15%	13%	17%
West Wales	13%	12%	15%
Central South	13%	12%	15%
Gwent	13%	12%	14%
Local Authority			
Blaenau Gwent	14%	13%	15%
Bridgend	16%	15%	16%
Caerphilly	14%	13%	15%
Cardiff	13%	11%	16%
Carmarthenshire	13%	13%	14%
Ceredigion	14%	13%	15%
Conwy	13%	12%	15%
Denbighshire	12%	10%	15%
Flintshire	12%	11%	13%
Gwynedd	15%	13%	17%
Isle of Anglesey	13%	10%	15%
Merthyr Tydfil	15%	14%	16%
Monmouthshire	12%	11%	14%
Neath Port Talbot	14%	12%	16%
Newport	13%	12%	14%
Pembrokeshire	14%	12%	16%

Powys	15%	13%	17%
Rhondda Cynon Taf	12%	11%	13%
Swansea	13%	10%	15%
Torfaen	13%	12%	14%
Vale of Glamorgan	13%	11%	15%
Wrexham	13%	12%	15%

# Appendix E

## I would do more sport if... list by BASKETBALL participants

'I would do more sport if...' responses	% all	% Boys	% Girls
If there were more sport opportunities that suited me	39%	38%	39%
If I didn't have to get the school bus home	7%	6%	8%
If I had more time	38%	35%	42%
If it was cheaper	18%	15%	21%
If it was easier to get to	20%	18%	22%
If I had the equipment I need	18%	18%	18%
If the places I played sport in were better	12%	13%	11%
If boys and girls did sport or PE separately	10%	7%	14%
If boys and girls did sport or PE together	11%	9%	13%
If I enjoyed PE more	15%	13%	18%
If I enjoyed sport more	14%	12%	16%
If more people in the sport looked like me	5%	4%	6%
If I was more confident	23%	17%	31%
If I was better at sports	19%	17%	23%
If I could manage my period better <sup>3</sup>	5%	2%	8%
If someone else went with me	22%	16%	31%
I do not need or want to play more sport	8%	9%	7%

<sup>3</sup> 'If I could manage my period better' was only provided as an option to pupils in years 5 and above