



OWQLO

PROGRAMS ENROLLMENT

Registration




1.- Download OWQLO app

iStore

<https://apps.apple.com/mx/app/owqlo/id1441823663?l=en>

Play Store

<https://play.google.com/store/apps/details?id=com.owqlo.app>



Novedades • →
Actualización: 21 jul. 2020

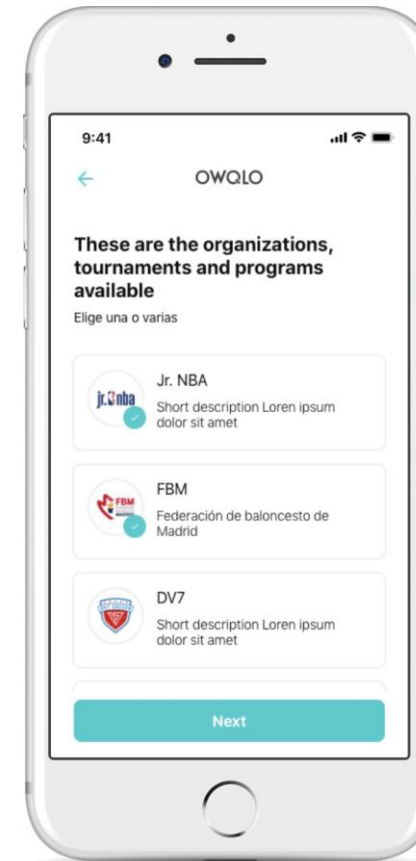
OWQLO lanza su versión 2.0! Esta actualización trae un nuevo diseño más sencillo y cómodo para tener todo los qu...

Califica esta app
Comparte tu opinión con otros usuarios

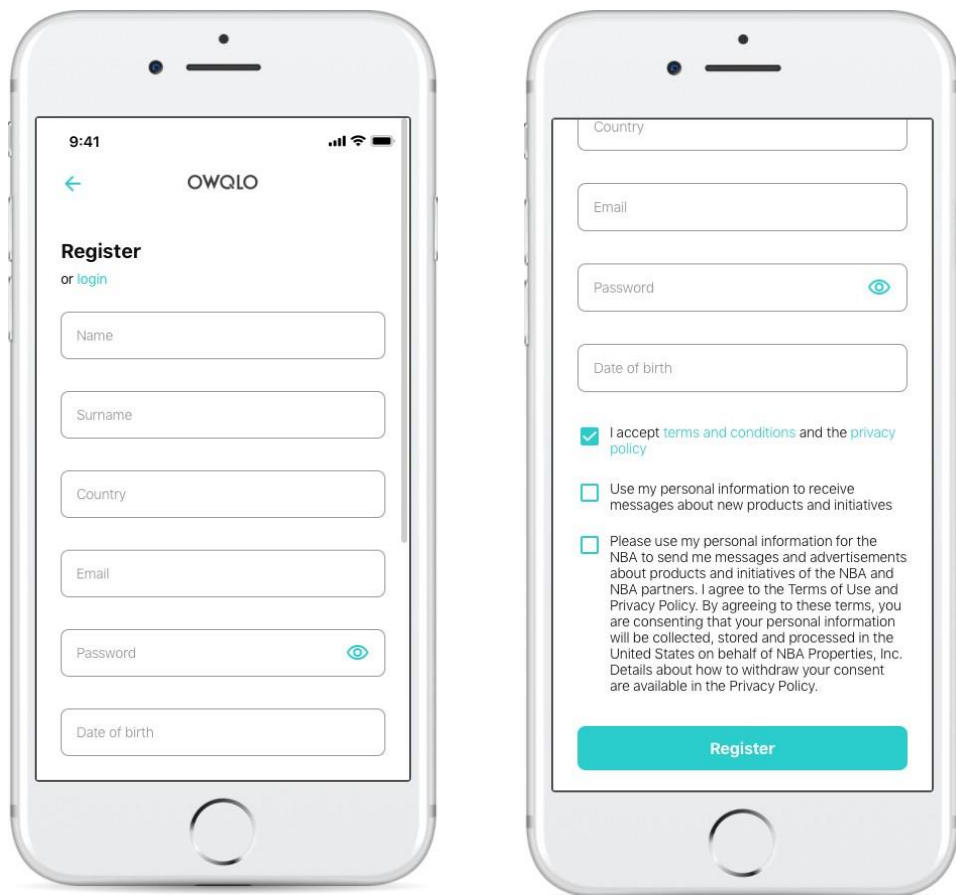


Escribe una opinión

2.- Select Jr. NBA Organization and go to the program. E.g. Jr. NBA Camp-Online



3.- User Registration



9:41 OWQLO

Register
or login

Name

Surname

Country

Email

Password

Date of birth

Country

Email

Password

Date of birth

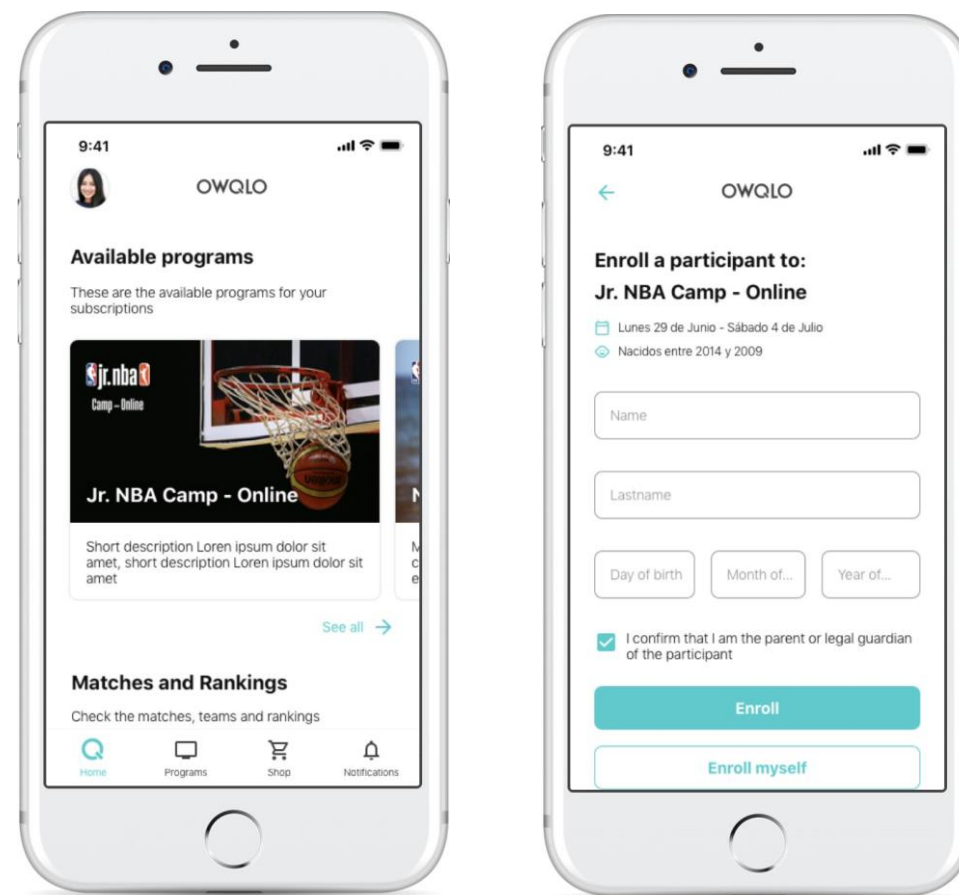
I accept [terms and conditions](#) and the [privacy policy](#)

Use my personal information to receive messages about new products and initiatives

Please use my personal information for the NBA to send me messages and advertisements about products and initiatives of the NBA and NBA partners. I agree to the [Terms of Use](#) and [Privacy Policy](#). By agreeing to these terms, you are consenting that your personal information will be collected, stored and processed in the United States on behalf of NBA Properties, Inc. Details about how to withdraw your consent are available in the [Privacy Policy](#).

Register

4.- Participant enrollment in the program



9:41 OWQLO

Available programs

These are the available programs for your subscriptions

Jr. NBA Camp - Online

Short description Lorem ipsum dolor sit amet, short description Lorem ipsum dolor sit amet

[See all](#)

Matches and Rankings

Check the matches, teams and rankings

Home Programs Shop Notifications

9:41 OWQLO

Enroll a participant to:

Jr. NBA Camp - Online

Lunes 29 de Junio - Sábado 4 de Julio

Nacidos entre 2014 y 2009

Name

Lastname

Day of birth Month of... Year of...

I confirm that I am the parent or legal guardian of the participant

Enroll

[Enroll myself](#)



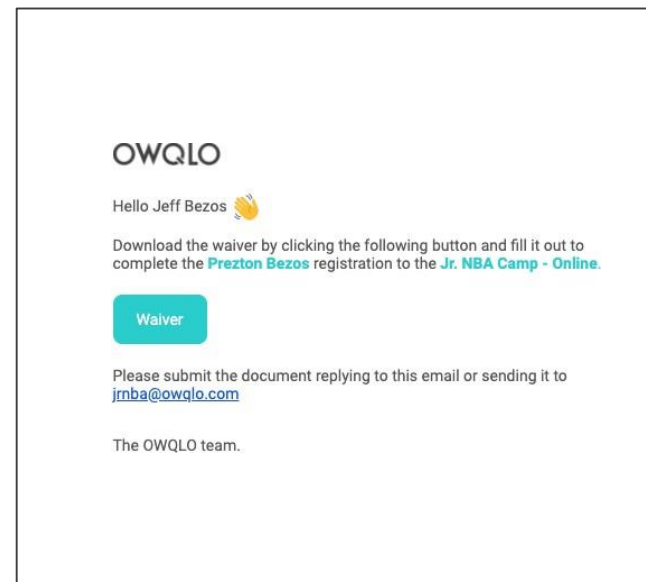
5.- Confirmation

You will get to a Success Screen inside OWQLO app and will receive a confirmation email.



6.- Waiver

You will read the waiver and, if agreed with and signed through Docusing.





7.- Information

You will receive an email confirmation that you are successfully joined to the program.

